

Reports "Select Test"

- Reports overview of all evaluations
- Report overview of all test objects in a test
- Results of a test / test object (result tiles)
- "Create report" for tests / test objects

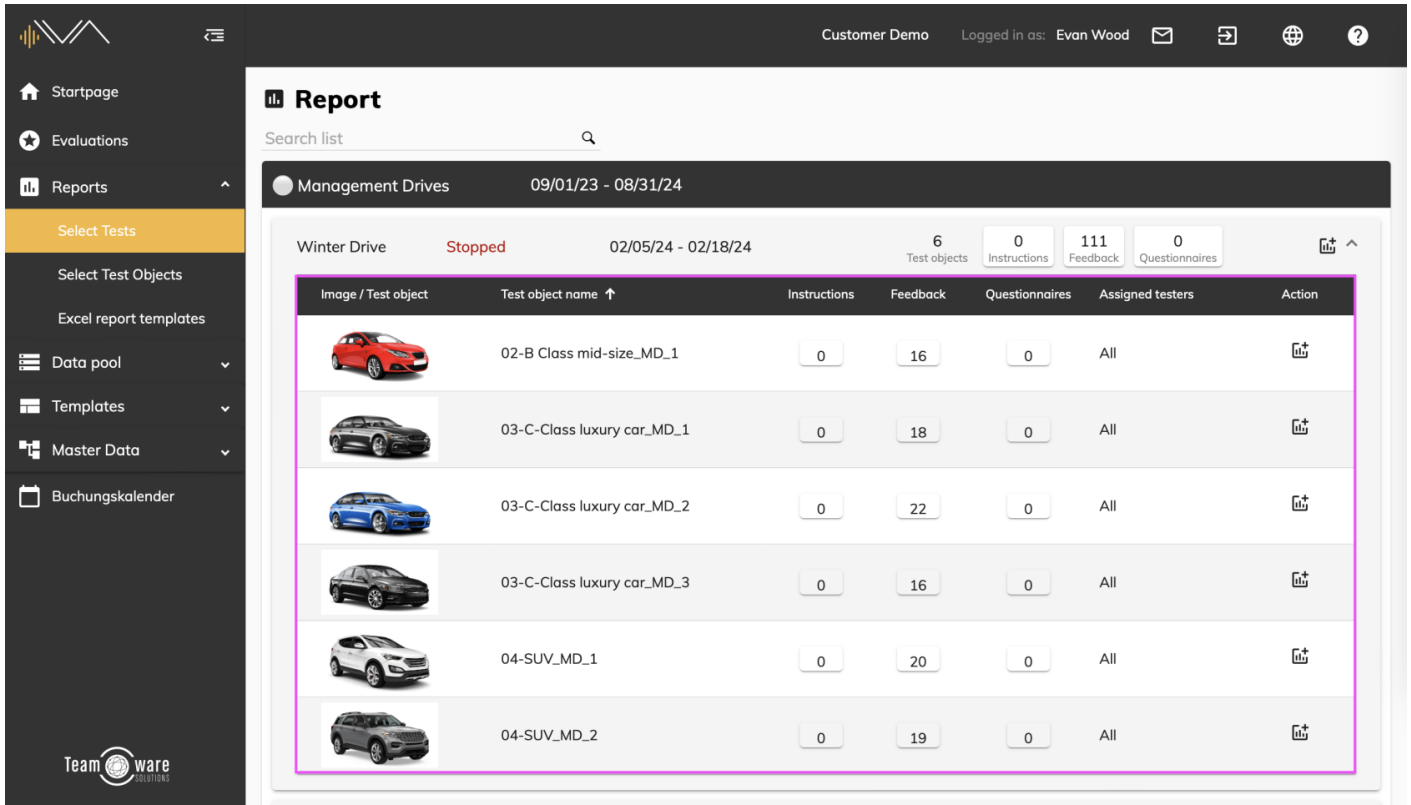
Reports overview of all evaluations

To navigate to the report overview, click on "Reports" -> "Select test" in the navigation bar on the left. Here you will see a list of all the existing evaluations in this division. You will find the corresponding tests under the name and time period of the respective evaluation. Each evaluation contains at least one test.













Tests are displayed in a gray tile containing the following information:

- Test name
- Test status ([LINK to the manual](#))
- Time period
- Number of test objects
- Results for instructions, feedback and questionnaires
- "Create report" icon

Report overview of all test objects in a test



The screenshot shows the Teamware Reports interface. On the left is a dark sidebar with navigation options: Startpage, Evaluations, Reports, Select Tests (highlighted), Select Test Objects, Excel report templates, Data pool, Templates, Master Data, and Buchungskalender. The main area is titled 'Report' and shows a search list for 'Management Drives' from 09/01/23 to 08/31/24. A specific test 'Winter Drive' is selected, showing it is 'Stopped' and ran from 02/05/24 to 02/18/24. Summary statistics are shown: 6 Test objects, 0 Instructions, 111 Feedback, and 0 Questionnaires. Below this is a table of test objects, each with a car image, name, and counts for instructions, feedback, and questionnaires. An 'Action' column with a report icon is on the right.

Image / Test object	Test object name ↑	Instructions	Feedback	Questionnaires	Assigned testers	Action
	02-B Class mid-size_MD_1	0	16	0	All	
	03-C-Class luxury car_MD_1	0	18	0	All	
	03-C-Class luxury car_MD_2	0	22	0	All	
	03-C-Class luxury car_MD_3	0	16	0	All	
	04-SUV_MD_1	0	20	0	All	
	04-SUV_MD_2	0	19	0	All	

You can get an overview of all test objects in a test by clicking on the respective tile or on the arrow icon in the right-hand corner of the gray tile.

A test object is displayed in a gray tile containing the following information:

- Image of the test object
- Test object name
- Results for instructions, feedback and question catalogs of the respective test object
- Assigned testers
- "Create report" icon

Results of a test / test object (result tiles)

By clicking on one of the result tiles, you can access more detailed views and reports of instructions, **feedback** or questionnaires of the corresponding test.

To access a more detailed view of the results for a specific test object, click on the corresponding result tile of the relevant test object.

The screenshot displays the Teamware Reports interface. On the left is a dark sidebar with navigation options: Startpage, Evaluations, Reports (expanded), Select Tests (highlighted), Select Test Objects, Excel report templates, Data pool, Templates, Master Data, and Buchungskalender. The main area is titled 'Report' and contains a search bar. It lists three categories of tests: Management Drives, Fleet Management, and Benchmarking Tests. Each category shows a table of test objects with their status, dates, and result counts. The 'Instructions', 'Feedback', and 'Questionnaires' columns are highlighted with a pink box in the first row of the Management Drives section.

Category	Test Object	Status	Period	Test objects	Instructions	Feedback	Questionnaires	Actions
Management Drives	Winter Drive	Stopped	02/05/24 - 02/18/24	6	0	111	0	📄+ ▼
	Summer Drive	Draft	07/01/24 - 07/14/24	10	0	0	0	📄+ ▼
Fleet Management	Drive - IN 6290 / Garner Matthew	Published	06/05/23 - 06/09/23	1	0	5	0	📄+ ▼
	Drive - IN 4943 / Bourke Alexander	Published	10/02/23 - 10/06/23	1	0	4	0	📄+ ▼
	Drive - IN 7483 / Bourke Alexander	Published	04/14/23 - 04/17/23	1	0	8	0	📄+ ▼
	Drive - IN 9732 / Lees Jodie	Published	03/01/23 - 03/31/23	1	0	11	0	📄+ ▼
Benchmarking Tests	Competitor Analysis_Air Conditioning and	Published	04/08/24 - 04/08/25	3	0	1	11	📄+ ▼

Startpage

Evaluations

Reports

Select Tests

Select Test Objects

Excel report templates

Data pool

Templates

Master Data

Buchungskalender

Teamware

Customer Demo

Logged in as: Evan Wood

Report

Search list

Management Drives

09/01/23 - 08/31/24

Winter Drive

Stopped

02/05/24 - 02/18/24

6
Test objects

0
Instructions

111
Feedback

0
Questionnaires

^

Image / Test object	Test object name ↑	Instructions	Feedback	Questionnaires	Assigned testers	Action
	02-B Class mid-size_MD_1	0	16	0	All	
	03-C-Class luxury car_MD_1	0	18	0	All	
	03-C-Class luxury car_MD_2	0	22	0	All	
	03-C-Class luxury car_MD_3	0	16	0	All	
	04-SUV_MD_1	0	20	0	All	
	04-SUV_MD_2	0	19	0	All	

"Create report" for tests / test objects

If you want to export the results of a test, click on the “Create report” icon on the right-hand side of the corresponding tile.

If you want to export the results of an individual test object, click on the “Create report” icon on the right-hand side of the corresponding tile of the relevant test object.

The screenshot shows the Teamware Reports interface. On the left is a sidebar with navigation options: Startpage, Evaluations, Reports (selected), Select Tests (highlighted in orange), Select Test Objects, Excel report templates, Data pool, Templates, Master Data, and Buchungskalender. The main area is titled 'Report' and contains a search bar and a list of test objects categorized into Management Drives, Fleet Management, and Benchmarking Tests. The 'Management Drives' section shows two items: 'Winter Drive' (Stopped) and 'Summer Drive' (Draft). The 'Fleet Management' section shows four items, all 'Published'. The 'Benchmarking Tests' section shows one item, 'Competitor Analysis_Air Conditioning and', which is 'Published'. Each item has a row of statistics: Test objects, Instructions, Feedback, and Questionnaires. The 'Winter Drive' item has a 'Create report' icon (a document with a plus sign) highlighted with a red box on its right side.

Category	Test Name	Status	Period	Test objects	Instructions	Feedback	Questionnaires	Action
Management Drives	Winter Drive	Stopped	02/05/24 - 02/18/24	6	0	111	0	Create report
	Summer Drive	Draft	07/01/24 - 07/14/24	10	0	0	0	Create report
Fleet Management	Drive - IN 6290 / Garner Matthew	Published	06/05/23 - 06/09/23	1	0	5	0	Create report
	Drive - IN 4943 / Bourke Alexander	Published	10/02/23 - 10/06/23	1	0	4	0	Create report
	Drive - IN 7483 / Bourke Alexander	Published	04/14/23 - 04/17/23	1	0	8	0	Create report
	Drive - IN 9732 / Lees Jodie	Published	03/01/23 - 03/31/23	1	0	11	0	Create report
Benchmarking Tests	Competitor Analysis_Air Conditioning and	Published	04/08/24 - 04/08/25	3	0	1	11	Create report

Startpage

Evaluations

Reports

Select Tests

Select Test Objects

Excel report templates

Data pool

Templates

Master Data

Buchungskalender

Teamware

Software

Customer Demo

Logged in as: Evan Wood

Report

Search list

Management Drives

09/01/23 - 08/31/24

Winter Drive

Stopped

02/05/24 - 02/18/24

6

0

111

0

Test objects

Instructions

Feedback

Questionnaires

Image / Test object	Test object name ↑	Instructions	Feedback	Questionnaires	Assigned testers	Action
	02-B Class mid-size_MD_1	0	16	0	All	
	03-C-Class luxury car_MD_1	0	18	0	All	
	03-C-Class luxury car_MD_2	0	22	0	All	
	03-C-Class luxury car_MD_3	0	16	0	All	
	04-SUV_MD_1	0	20	0	All	
	04-SUV_MD_2	0	19	0	All	