

Version 1.12-2022

- Fixed Bugs
- Additional buttons in the reports
- Renamed "Comment" to "Description"
- Sorting of tables

Fixed Bugs

FIRE-1111 Remove test object from test and add it back

- Bug: If you remove a test object from a test and add it to the test from the evaluation or the data pool again, the current, new and changed attributes are not adopted. This also applies to the documents and the image attached to the test object.
- Solution: If a test object is added to a test, even if it was removed from the test shortly before, all current, new or changed attributes as well as documents and images are added. If a test object is changed in the data pool, the changes are now included in the test if the test object is removed and imported into the test again.

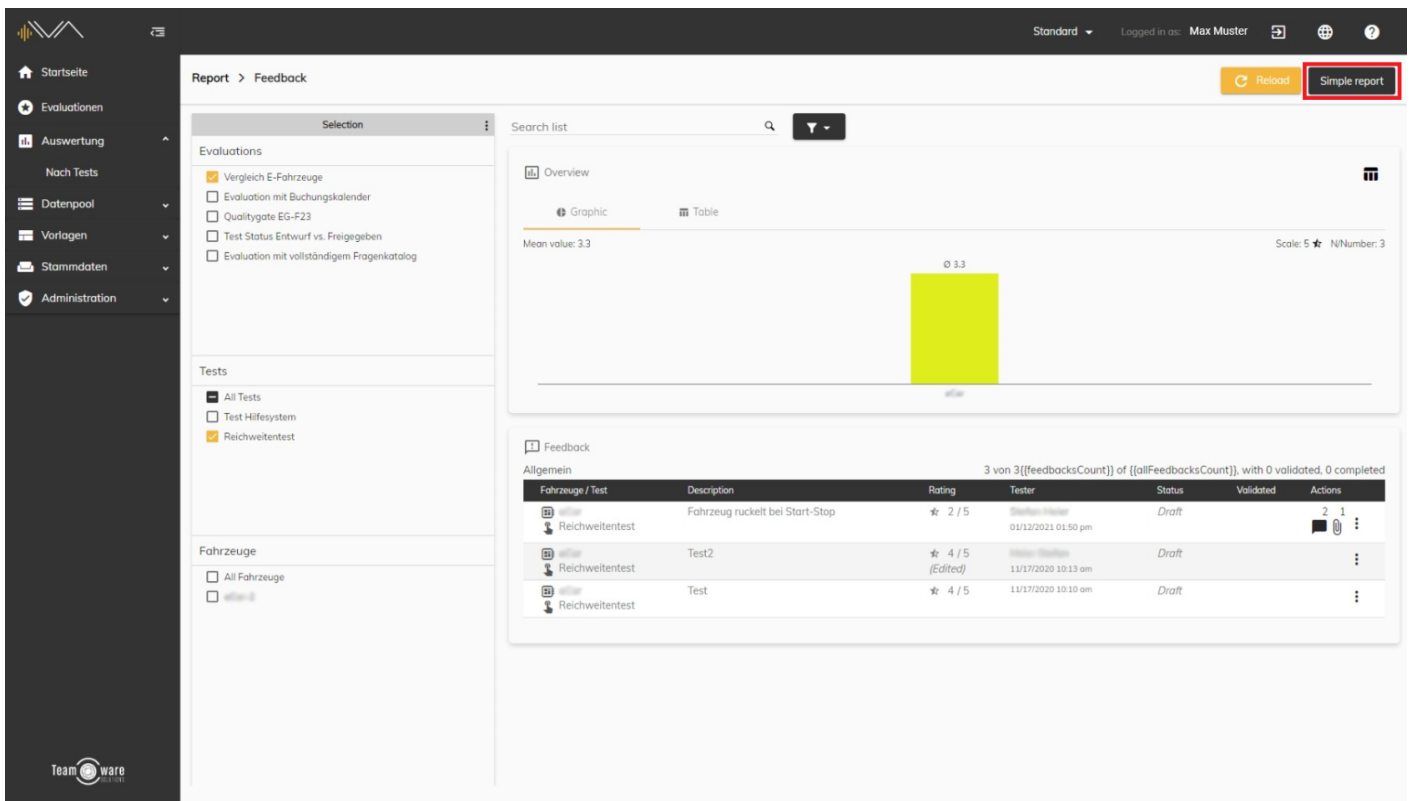
Additional buttons in the reports

The screenshot shows the 'Feedback validation' screen in the Teamware application. The breadcrumb trail is 'Evaluations > Vergleich E-Fahrzeuge > Reichweitentest > Feedback validation'. The user is logged in as 'Max Muster'. In the top right corner, there are three buttons: 'Reload' (orange), 'Create report' (black with a document icon), and 'Simple report' (black). The 'Create report' and 'Simple report' buttons are highlighted with a red rectangle. Below the breadcrumb trail, there is a message: 'You can validate the collected feedback in this matrix. The validated feedback is displayed in the app under the tab "Validated Feedback".' The main section is titled 'Feedback for "Reichweitentest"'. It includes a search bar and a 'Hide matrix' button. Below this, it says 'Affected Fahrzeuge: 1 of 1'. A table displays the feedback entries:

Time	Tester	Category	Rating	FIN	Kennzeichen	Leistung (in...)	Motor-Bauart
01/12/2021 01:50 pm	Stefan Muster	Allgemein	2				
Fahrzeug ruckelt bei Start-Stop							
Comments							
11/17/2020 10:13 am	Stefan Muster	Allgemein	4				
Test2							
11/17/2020 10:10 am		Allgemein	4				
Test							

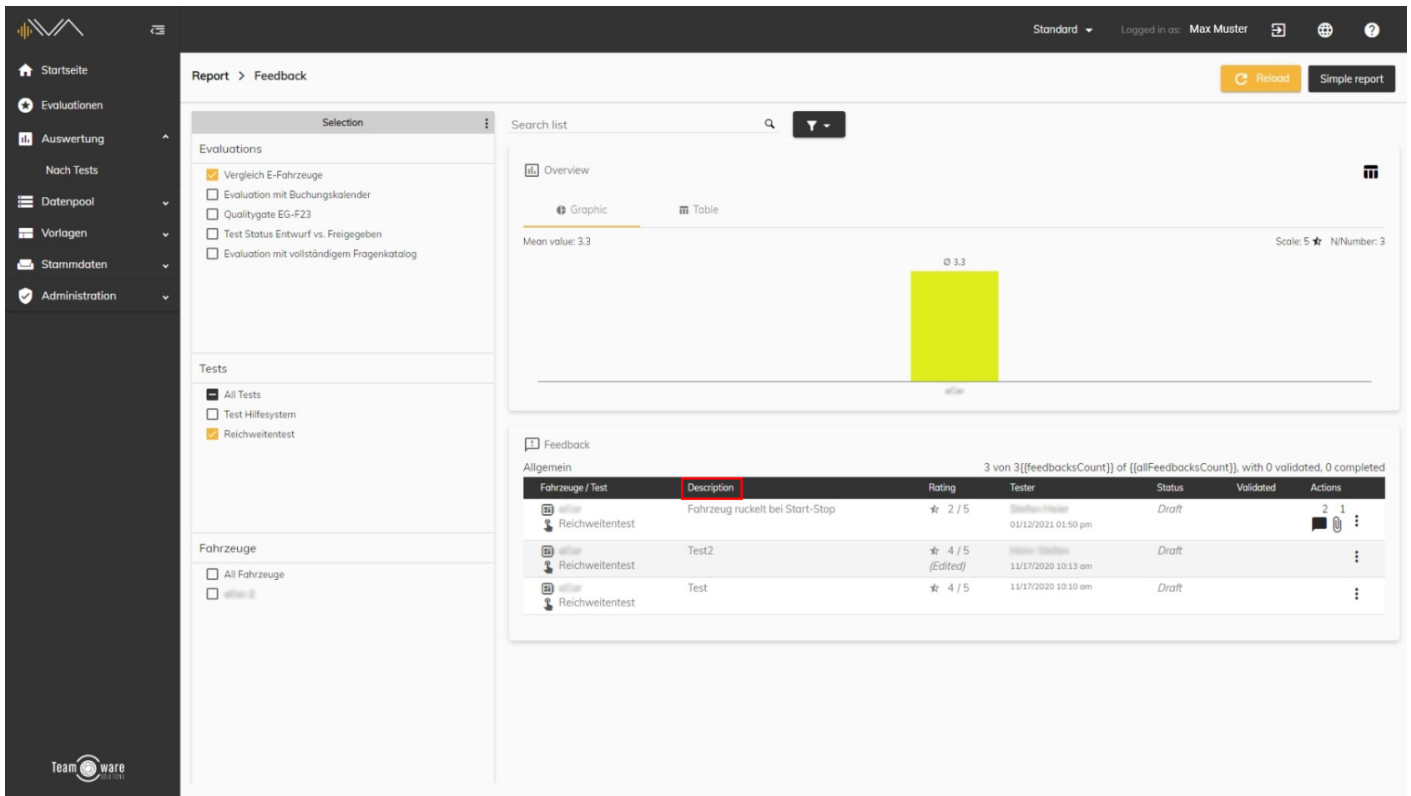
At the bottom right of the table, there is a 'Show key value' toggle. The Teamware logo is visible in the bottom left corner.

In the feedback validation there is an additional button "Simple reports" with which you can return to the previous screen. In addition, there is now a "Create report" button with which you can create a CSV or PDF file directly.



In the advanced reports, there is now also the "Simple reports" button, with which you can return to the previous screen.

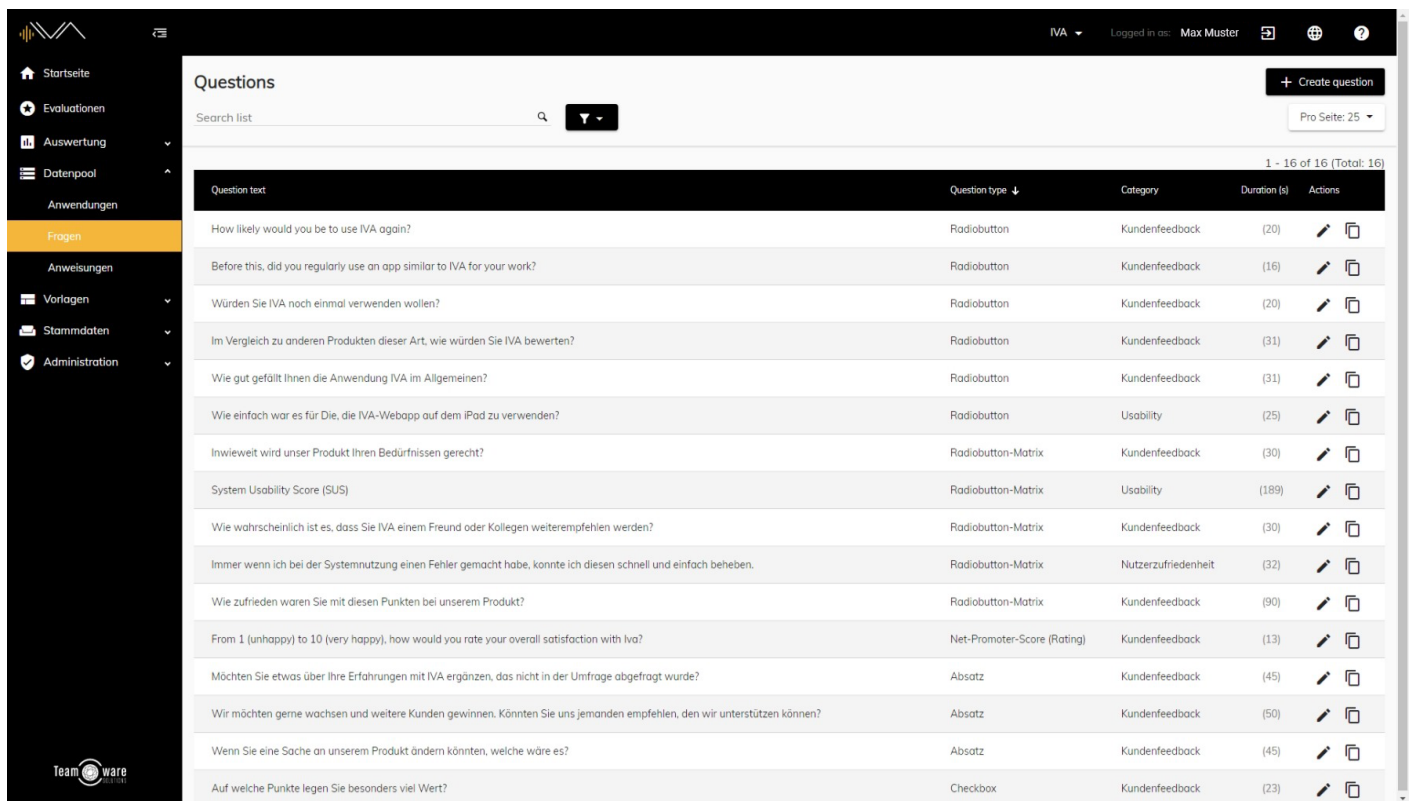
Renamed "Comment" to "Description"



































Comments in Feedback have been renamed to "description". The following locations are affected:

- Validate feedback
- Advanced reports
- Simple reports
- CSV and PDF reports

Sorting of tables



The screenshot shows the 'Questions' management interface in the Teamware application. The left sidebar contains navigation links: Startseite, Evaluationen, Auswertung, Datenpool, Anwendungen, Fragen (highlighted), Anweisungen, Vorlagen, Stammdaten, and Administration. The main content area displays a table of 16 survey questions, sorted alphabetically by their text. The table has columns for Question text, Question type, Category, Duration (s), and Actions. A search bar and a '+ Create question' button are at the top right. The page number '1 - 16 of 16 (Total: 16)' is shown in the top right corner of the table area.

Question text	Question type ↓	Category	Duration (s)	Actions
How likely would you be to use IVA again?	Radiobutton	Kundenfeedback	(20)	 
Before this, did you regularly use an app similar to IVA for your work?	Radiobutton	Kundenfeedback	(16)	 
Würden Sie IVA noch einmal verwenden wollen?	Radiobutton	Kundenfeedback	(20)	 
Im Vergleich zu anderen Produkten dieser Art, wie würden Sie IVA bewerten?	Radiobutton	Kundenfeedback	(31)	 
Wie gut gefällt Ihnen die Anwendung IVA im Allgemeinen?	Radiobutton	Kundenfeedback	(31)	 
Wie einfach war es für Die, die IVA-Webapp auf dem iPad zu verwenden?	Radiobutton	Usability	(25)	 
Inwieweit wird unser Produkt Ihren Bedürfnissen gerecht?	Radiobutton-Matrix	Kundenfeedback	(30)	 
System Usability Score (SUS)	Radiobutton-Matrix	Usability	(189)	 
Wie wahrscheinlich ist es, dass Sie IVA einem Freund oder Kollegen weiterempfehlen werden?	Radiobutton-Matrix	Kundenfeedback	(30)	 
Immer wenn ich bei der Systemnutzung einen Fehler gemacht habe, konnte ich diesen schnell und einfach beheben.	Radiobutton-Matrix	Nutzerzufriedenheit	(32)	 
Wie zufrieden waren Sie mit diesen Punkten bei unserem Produkt?	Radiobutton-Matrix	Kundenfeedback	(90)	 
From 1 (unhappy) to 10 (very happy), how would you rate your overall satisfaction with Iva?	Net-Promoter-Score (Rating)	Kundenfeedback	(13)	 
Möchten Sie etwas über Ihre Erfahrungen mit IVA ergänzen, das nicht in der Umfrage abgefragt wurde?	Absatz	Kundenfeedback	(45)	 
Wir möchten gerne wachsen und weitere Kunden gewinnen. Könnten Sie uns jemanden empfehlen, den wir unterstützen können?	Absatz	Kundenfeedback	(50)	 
Wenn Sie eine Sache an unserem Produkt ändern könnten, welche wäre es?	Absatz	Kundenfeedback	(45)	 
Auf welche Punkte legen Sie besonders viel Wert?	Checkbox	Kundenfeedback	(23)	 

From now on every table in the application is sorted alphabetically by default.