

Activating the "Tester can change reviewer" feature

Activate the checkbox for "Tester can change reviewer" in a test or evaluation if you want to use this function.

This makes it possible for testers to select another tester from a list and assign free feedback to them, without them having to be logged in themselves. This is useful, for example, if several testers share an iPhone/iPad for joint assessment.


The screenshot shows the 'Edit Evaluation' dialog for 'Benchmarking Tests' in the Teamware Solutions interface. The dialog has a dark header with the title 'Edit Evaluation ' Benchmarking Tests' and a close button. Below the header, there are four tabs: 'Basic data' (selected), 'Test Objects', 'Tester', and 'Categories'. The 'Basic data' tab contains the following fields:

- Title ***: A text field containing 'Benchmarking Tests'.
- Status**: A dropdown menu showing 'FREIGEGEBEN'.
- Info text**: A large text area for additional information.
- Start**: A date field set to '01/01/2024'.
- Time**: An empty time field.
- End**: A date field set to '12/31/2024'.
- Time**: An empty time field.

Below these fields, there are two checkboxes:

- ☐ **Tester can change reviewer** (This checkbox is highlighted with a red rectangle in the image).
- ☐ **Tester may create tests from template (AdHoc tests)**

At the bottom of the dialog, there are three buttons: 'Archive', 'Cancel', and 'Save'.



Startpage

Evaluations

Reports

Data pool

Templates



Master Data

Buchungskale

Customer Demo

Logged in as: Evan Wood

App link / QR code


3d519-f1e0-4c94-b385-01a4f0152280 

Basic data

Attributes

Test Objects

Tester

☒ Closed test

☐ Internal test

☐ Public test

Title *

Competitor Analysis_Comfort

Status

GESTOPPT

Info text

Start

Time

End

Time

☐ Tester can change reviewer

☐ Use feedback validation

Cancel

Save

Revision #8

Created 2 March 2021 09:11:49

Updated 5 June 2024 21:27:03 by sgu