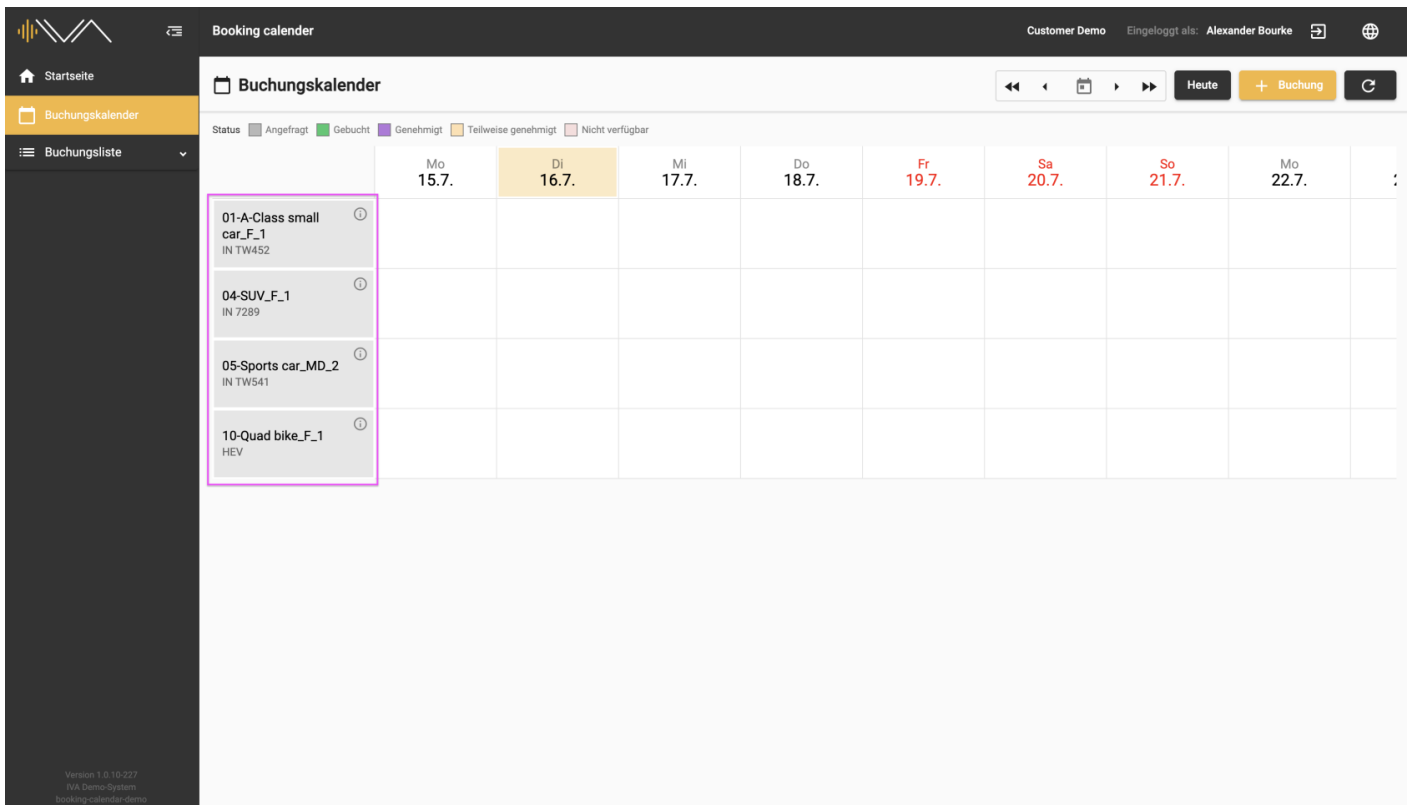


2.3. Test object tile for testers

In the calendar, you will find the list of available test objects in the first column on the left and the respective day view.



The two most important pieces of information are displayed in the test object tile:

- Test object name
- The first two attributes

Booking calendar

Customer Demo Eingelogg als: Alexander Bourke

Startseite Buchungskalender Buchungsliste

Buchungskalender

Status ☐ Angefragt ☒ Gebucht ☐ Genehmigt ☐ Teilweise genehmigt ☐ Nicht verfügbar


01-A-Class small car_F_1 IN TW452

04-SUV_F_1 IN 7289

05-Sports car_MD_2 IN TW541


10-Quad bike_F_1 HEV

Details zum Test Object



Bezeichnung
05-Sports car_MD_2

Schlüsselnummer
6513 3792

 Dokumente

Attribute am Test Object

License Plate	IN TW541
Chassis Type	Coupé
Engine Variant	HEV
Max Power (PS)	660
Acceleration (0-100kmh / Seconds)	2.0
Drivetrain Type	Rear-Wheel Drive
Transmission	7-Speed Automatic
State of Development	In Production

Schließen

Version 1.0.10-227
HKA Demo-System
Booking calendar demo

Click on the “i” icon to open a separate window containing further information on the test object:

- Image of the test object
- Test object name
- Key Value
- Documents
- Further attributes

Revision #12

Created 9 July 2024 10:01:41 by vmu

Updated 30 September 2024 17:16:56 by sgu